

Scaled data based on original data using  
LM-79-08 Approved Method: Electrical and Photometric Measurements of Solid-  
State Lighting Products

Test Report Prepared for  
Cooper Lighting Solutions  
(formerly Eaton)

Brand: INVUE

Report Number: P675172

Luminaire Tested: **CCW-SA-2A-830-U-T4FT**

Issue Date: 04/25/2023



**Test Information**

Test Method: LM-79-08  
Report Number: P675172  
Test Lab: INNOVATION CENTER(G1)  
Issue Date: 04/25/2023  
Manufacturer: COOPER LIGHTING SOLUTIONS (FORMERLY EATON)  
Product Line: INVUE  
Catalog Number: CCW-SA-2A-830-U-T4FT  
Description: INVUE CLEAR CURVE Wall Pack MOUNT LIGHT SQUARE LUMINAIRE @350mA w/  
T4FT distribution lens  
Light Source: (32) 3000K CCT, 80 CRI LEDS  
Ballast/Driver: ELECTRONIC DRIVER

**Summary**

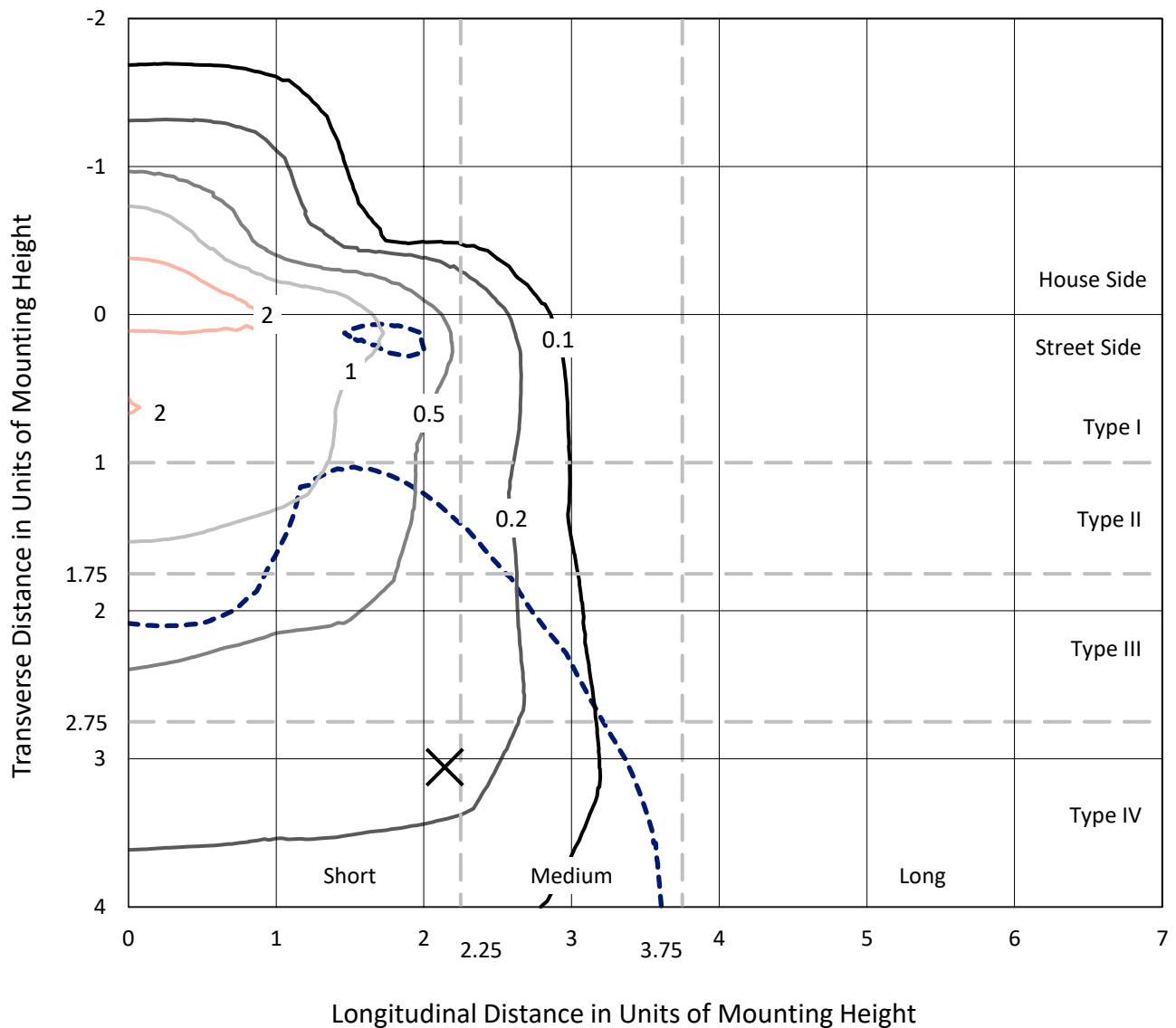
Lumens per Lamp: N/A  
Luminaire Lumens: 4345 lumens  
Efficiency: N/A  
Efficacy: 120.0 lumens/watt  
Luminous Opening: Rectangular (W 1' x L: 1' x H: 0')  
IES Classification: Type IV - Short  
BUG Rating: B1 - U0 - G2

Input Watts (W): 36.2  
Input Voltage (V): 120  
Input Current (Ain): NR  
Voltage Rise (V): NR  
Power Factor: NR  
Total Harmonic Distortion (THDi): NR  
Frequency (hertz): 60  
Stabilization Time: NR  
Operation Time: NR  
Ambient Temperature (°C): NR  
Test Distance: 25 FT

REPORT NUMBER: P675172  
 CATALOG NUMBER: CCW-SA-2A-830-U-T4FT

### Iso-Footcandle Lines of Horizontal Illumination

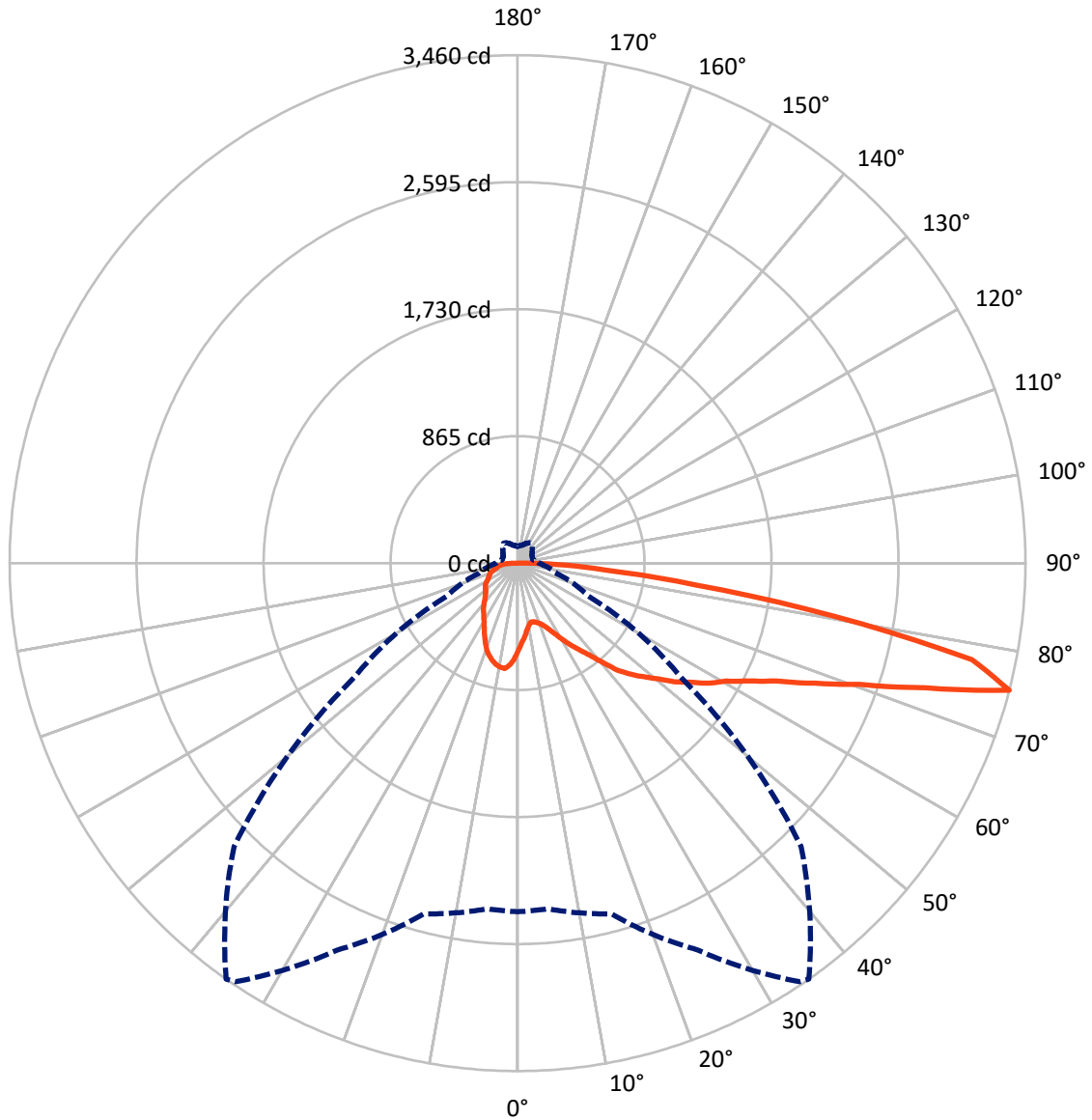
× Max cd  
 - - - 1/2 Max cd



Based on 15 foot mounting height. Maximum calculated value = 3.1 fc  
 Type IV - Short - N/A

REPORT NUMBER: P675172  
CATALOG NUMBER: CCW-SA-2A-830-U-T4FT

### Luminous Intensity Polar Plot



— Vertical Plane Through 35-Deg Lateral    - - - Horizontal Cone Through 75-Deg Vertical

REPORT NUMBER: P675172

CATALOG NUMBER: CCW-SA-2A-830-U-T4FT

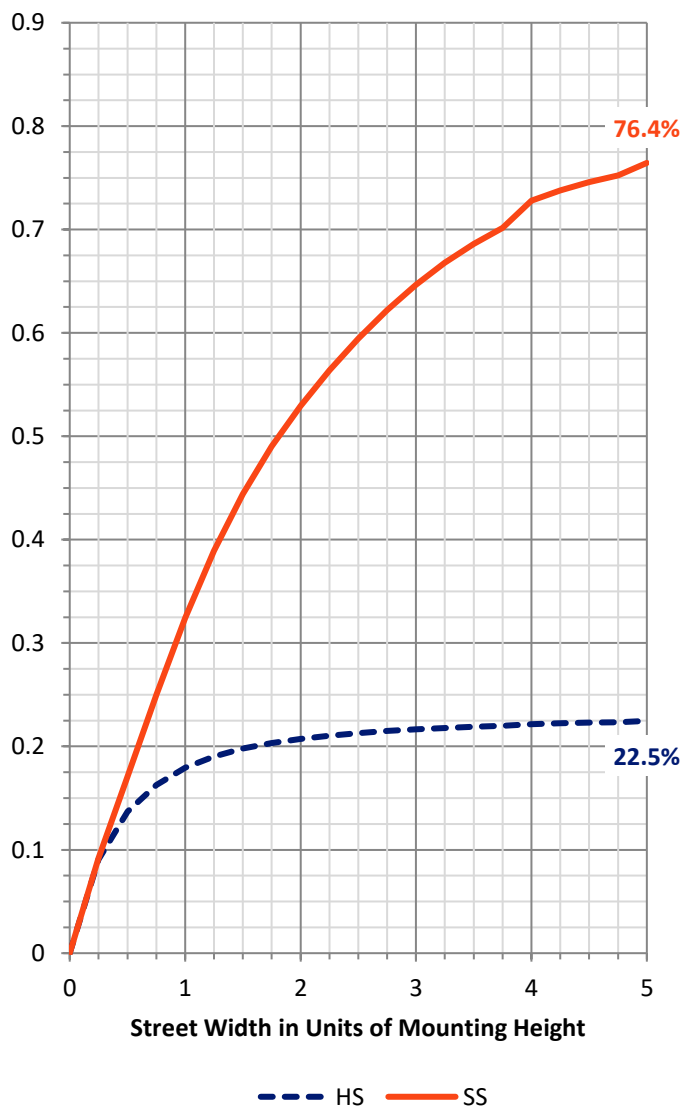
**FLUX DISTRIBUTION:**

		Downward	Upward	Total
<b>House Side</b>	Lumens	998.6	0.0	998.6
	% Fixture	23.0	0.0	23.0
<b>Street Side</b>	Lumens	3346.5	0.0	3346.5
	% Fixture	77.0	0.0	77.0
<b>Total</b>	Lumens	4345.0	0.0	4345.0
	% Fixture	100.0	0.0	100.0

**Coefficient of Utilization**

**ZONAL LUMENS:**

Zone	Lumens	% Fixture
0°-10°	56.7	1.3
10°-20°	164.6	3.8
20°-30°	273.2	6.3
30°-40°	404.9	9.3
40°-50°	583.9	13.4
50°-60°	802.9	18.5
60°-70°	991.8	22.8
70°-80°	907.3	20.9
80°-90°	159.7	3.7
90°-100°	0.0	0.0
100°-110°	0.0	0.0
110°-120°	0.0	0.0
120°-130°	0.0	0.0
130°-140°	0.0	0.0
140°-150°	0.0	0.0
150°-160°	0.0	0.0
160°-170°	0.0	0.0
170°-180°	0.0	0.0
0°-90°	4345.0	100.0
0°-180°	4345.0	100.0



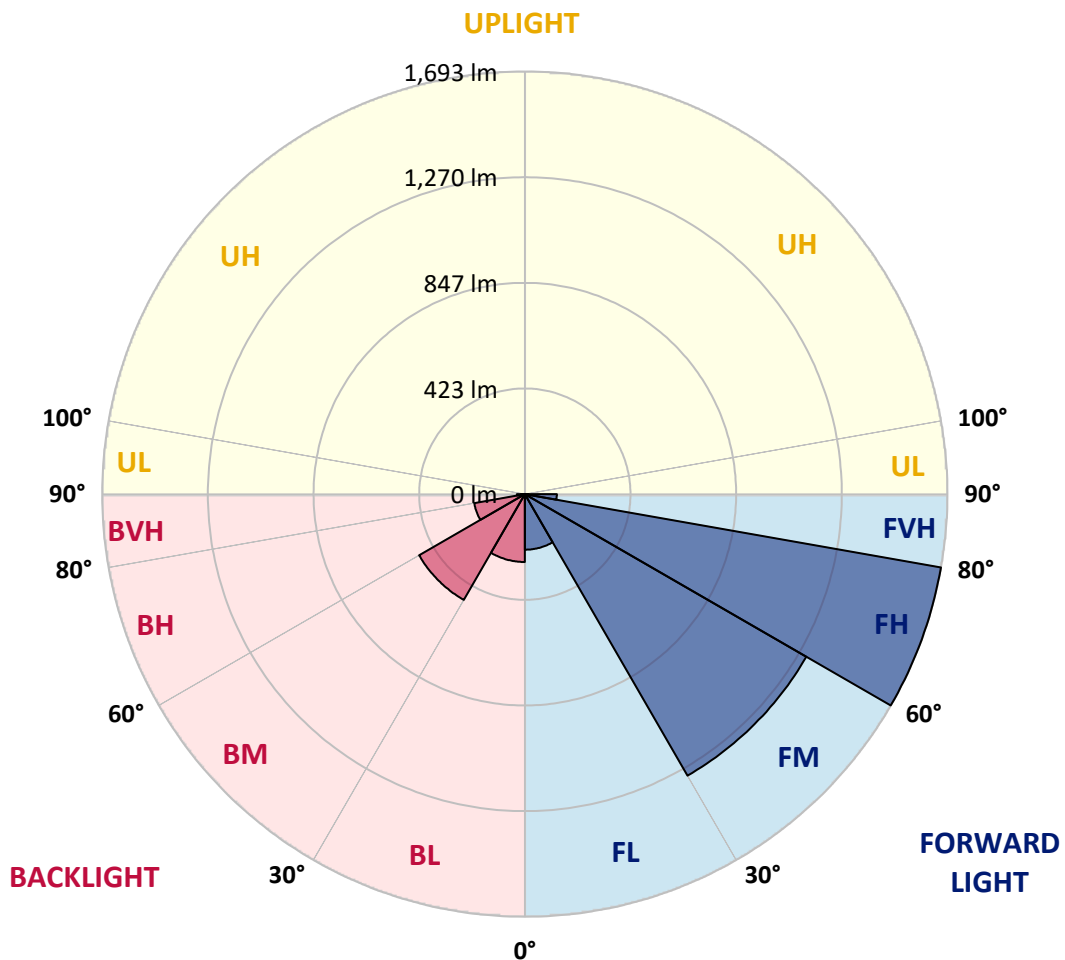
REPORT NUMBER: P675172  
 CATALOG NUMBER: CCW-SA-2A-830-U-T4FT

**LUMINAIRE CLASSIFICATION SYSTEM LUMEN TABLE AND BUG RATING:**

Zone	Lumens	% Fixture	Zone Rating/Lumen Limit		
			B	U	G
FL (0°-30°)	222.7	5.1			
FM (30°-60°)	1302.4	30.0			
FH (60°-80°)	1693.2	39.0			G1/1800
FVH (80°-90°)	128.2	3.0			G2/225
BL (0°-30°)	271.8	6.3	B1/500		
BM (30°-60°)	489.3	11.3	B1/1000		
BH (60°-80°)	205.9	4.7	B1/500		G1/500
BVH (80°-90°)	31.5	0.7			G1/100
UL (90°-100°)	0.0	0.0		U0/0	
UH (100°-180°)	0.0	0.0		U0/0	

**BUG Rating: B1-U0-G2**

Type IV Short





REPORT NUMBER: P675172

CATALOG NUMBER: CCW-SA-2A-830-U-T4FT

**CANDELA DISTRIBUTION (FULL):**

	0°	5°	15°	25°	34°	35°	45°	55°	65°	75°	85°
0°	595.3	595.3	595.3	595.3	595.3	595.3	595.3	595.3	595.3	595.3	595.3
2.5°	539.3	534.5	539.3	542.5	542.5	542.5	547.3	561.7	571.3	577.7	588.9
5°	483.3	484.9	488.1	496.1	500.9	504.1	512.1	529.7	544.1	564.9	588.9
7.5°	433.7	436.9	441.7	449.7	460.9	459.3	476.9	500.9	528.1	555.3	590.5
10°	408.1	414.5	416.1	417.7	428.9	428.9	452.9	480.1	513.7	548.9	590.5
12.5°	412.9	412.9	408.1	406.5	412.9	411.3	432.1	464.1	500.9	550.5	596.9
15°	427.3	427.3	417.7	408.1	417.7	414.5	432.1	457.7	500.9	552.1	609.7
17.5°	446.5	448.1	436.9	420.9	424.1	425.7	438.5	462.5	500.9	555.3	627.3
20°	484.9	476.9	459.3	433.7	444.9	440.1	459.3	480.1	510.5	568.1	652.9
22.5°	518.5	518.5	484.9	462.5	464.1	464.1	481.7	499.3	524.9	585.7	672.1
25°	572.9	569.7	528.1	494.5	497.7	499.3	508.9	529.7	548.9	595.3	696.1
27.5°	641.7	633.7	592.1	553.7	540.9	545.7	550.5	566.5	571.3	611.3	724.9
30°	715.3	704.1	668.9	608.1	601.7	603.3	595.3	604.9	598.5	636.9	753.7
32.5°	761.7	761.7	728.1	683.3	665.7	665.7	638.5	644.9	644.9	660.9	804.9
35°	801.7	798.5	776.1	742.5	731.3	724.9	697.7	707.3	691.3	707.3	876.9
37.5°	862.5	852.9	843.3	820.9	798.5	793.7	779.3	785.7	763.3	755.3	958.6
40°	933.0	928.2	918.6	909.0	886.5	884.9	868.9	875.3	851.3	820.9	1040.2
42.5°	1037.0	1022.6	992.2	984.2	989.0	995.4	989.0	977.8	934.6	896.2	1128.2
45°	1141.0	1118.6	1061.0	1048.2	1085.0	1080.2	1107.4	1102.6	1032.2	971.4	1221.0
47.5°	1208.2	1189.0	1142.6	1134.6	1150.6	1157.0	1238.6	1224.2	1112.2	1040.2	1310.6
50°	1256.2	1257.8	1197.0	1217.8	1238.6	1238.6	1341.0	1339.4	1209.8	1125.0	1427.4
52.5°	1326.6	1304.2	1278.6	1297.8	1326.6	1342.6	1469.0	1433.8	1270.6	1197.0	1558.7
55°	1363.4	1353.8	1331.4	1365.0	1425.8	1433.8	1568.3	1541.1	1339.4	1281.8	1693.1
57.5°	1377.8	1385.8	1422.6	1437.0	1521.9	1542.7	1657.9	1619.5	1403.4	1387.4	1797.1
60°	1441.8	1430.6	1480.2	1537.9	1619.5	1630.7	1769.9	1686.7	1465.8	1456.2	1830.7
62.5°	1571.5	1542.7	1569.9	1638.7	1752.3	1766.7	1888.3	1776.3	1493.1	1502.7	1829.1
65°	1760.3	1739.5	1699.5	1753.9	1913.9	1934.7	2027.5	1853.1	1485.1	1486.7	1699.5
67.5°	1982.7	1949.1	1907.5	1941.1	2136.4	2184.4	2197.2	1886.7	1429.0	1397.0	1382.6
70°	2178.0	2155.6	2128.4	2186.0	2458.0	2475.6	2408.4	1865.9	1273.8	1121.8	921.8
72.5°	2360.4	2349.2	2365.2	2581.2	2893.3	2904.5	2606.8	1734.7	1006.6	680.1	428.9
75°	2374.8	2363.6	2474.0	2907.7	3439.0	3459.8	2730.1	1360.2	531.3	276.8	180.8
77.5°	1608.3	1641.9	1848.3	2546.0	3158.9	3163.7	2232.4	632.1	219.2	163.2	126.4
80°	395.3	438.5	696.1	1317.0	2130.0	2182.8	1222.6	212.8	144.0	124.8	94.4
82.5°	144.0	156.8	283.2	595.3	1197.0	1217.8	427.3	115.2	104.0	96.0	68.8
85°	68.8	70.4	134.4	292.8	604.9	598.5	153.6	68.8	75.2	65.6	41.6
87.5°	28.8	28.8	59.2	136.0	267.2	259.2	49.6	32.0	43.2	38.4	20.8
90°	0.0	0.0	0.0	0.0	0.0	0.0	0.0	0.0	0.0	0.0	0.0



REPORT NUMBER: P675172  
 CATALOG NUMBER: CCW-SA-2A-830-U-T4FT

**CANDELA DISTRIBUTION (continued):**

	90°	95°	105°	115°	125°	135°	145°	155°	165°	175°	180°
0°	595.3	595.3	595.3	595.3	595.3	595.3	595.3	595.3	595.3	595.3	595.3
2.5°	596.9	600.1	612.9	622.5	632.1	640.1	652.9	652.9	660.9	660.9	660.9
5°	595.3	612.9	633.7	656.1	670.5	684.9	697.7	699.3	704.1	710.5	712.1
7.5°	601.7	619.3	652.9	684.9	702.5	708.9	724.9	720.1	720.1	720.1	724.9
10°	614.5	633.7	680.1	708.9	721.7	723.3	718.5	715.3	705.7	702.5	697.7
12.5°	624.1	657.7	704.1	726.5	721.7	716.9	705.7	689.7	678.5	675.3	675.3
15°	648.1	681.7	724.9	732.9	724.9	699.3	684.9	667.3	657.7	643.3	649.7
17.5°	668.9	707.3	745.7	736.1	720.1	680.1	659.3	633.7	620.9	604.9	604.9
20°	696.1	731.3	764.9	739.3	704.1	660.9	627.3	595.3	577.7	561.7	564.9
22.5°	726.5	758.5	776.1	726.5	680.1	630.5	584.1	553.7	531.3	521.7	524.9
25°	750.5	785.7	782.5	705.7	651.3	592.1	540.9	512.1	507.3	497.7	497.7
27.5°	780.9	817.7	777.7	680.1	603.3	531.3	499.3	488.1	488.1	483.3	486.5
30°	820.9	846.5	766.5	643.3	542.5	476.9	460.9	467.3	478.5	473.7	475.3
32.5°	886.5	883.3	756.9	601.7	478.5	424.1	435.3	448.1	457.7	462.5	465.7
35°	950.6	929.8	745.7	545.7	419.3	398.5	408.1	422.5	440.1	444.9	446.5
37.5°	1014.6	977.8	726.5	476.9	382.5	376.1	385.7	393.7	408.1	411.3	414.5
40°	1081.8	1009.8	692.9	409.7	352.1	352.1	358.5	360.1	368.1	372.9	376.1
42.5°	1141.0	1040.2	632.1	347.3	320.1	331.3	332.9	329.7	323.3	326.5	328.1
45°	1213.0	1073.8	561.7	302.5	296.0	310.5	313.7	300.9	289.6	283.2	280.0
47.5°	1283.4	1109.0	500.9	265.6	273.6	296.0	296.0	281.6	262.4	246.4	240.0
50°	1347.4	1144.2	451.3	243.2	251.2	284.8	288.0	260.8	240.0	220.8	217.6
52.5°	1454.6	1203.4	400.1	225.6	238.4	276.8	275.2	251.2	224.0	203.2	201.6
55°	1549.1	1262.6	332.9	208.0	225.6	265.6	270.4	241.6	204.8	185.6	182.4
57.5°	1617.9	1277.0	265.6	190.4	212.8	252.8	259.2	222.4	192.0	176.0	174.4
60°	1630.7	1221.0	216.0	176.0	195.2	235.2	240.0	211.2	182.4	169.6	166.4
62.5°	1571.5	1113.8	184.0	163.2	180.8	217.6	227.2	198.4	172.8	161.6	160.0
65°	1437.0	957.0	161.6	152.0	171.2	204.8	216.0	188.8	164.8	155.2	153.6
67.5°	1137.8	734.5	144.0	144.0	158.4	192.0	208.0	182.4	156.8	150.4	148.8
70°	744.1	441.7	131.2	132.8	148.8	180.8	198.4	174.4	147.2	145.6	142.4
72.5°	320.1	203.2	116.8	121.6	134.4	161.6	184.0	163.2	136.0	131.2	126.4
75°	147.2	123.2	105.6	108.8	120.0	142.4	166.4	150.4	126.4	118.4	113.6
77.5°	104.0	89.6	88.0	94.4	102.4	123.2	147.2	140.8	116.8	110.4	107.2
80°	76.8	68.8	73.6	80.0	84.8	113.6	139.2	129.6	107.2	97.6	92.8
82.5°	54.4	51.2	57.6	64.0	68.8	99.2	128.0	113.6	89.6	81.6	73.6
85°	32.0	33.6	40.0	43.2	48.0	73.6	107.2	91.2	68.8	52.8	51.2
87.5°	14.4	14.4	19.2	20.8	24.0	43.2	72.0	57.6	43.2	33.6	32.0
90°	0.0	0.0	0.0	0.0	0.0	0.0	0.0	0.0	0.0	0.0	0.0

(END OF REPORT)